


Pedestrian Push Button

Model: KH-AN-FM01

products pictures



Connection Sketch



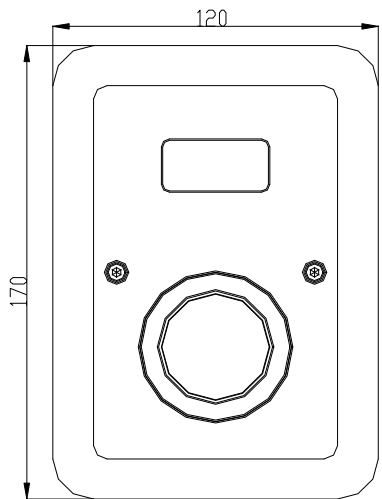
- 1 Black
- + 2 Red
- 3 Black
- + 4 Green
- SW 5 White (Switch)
- SW 6 White (Switch)

microswitch

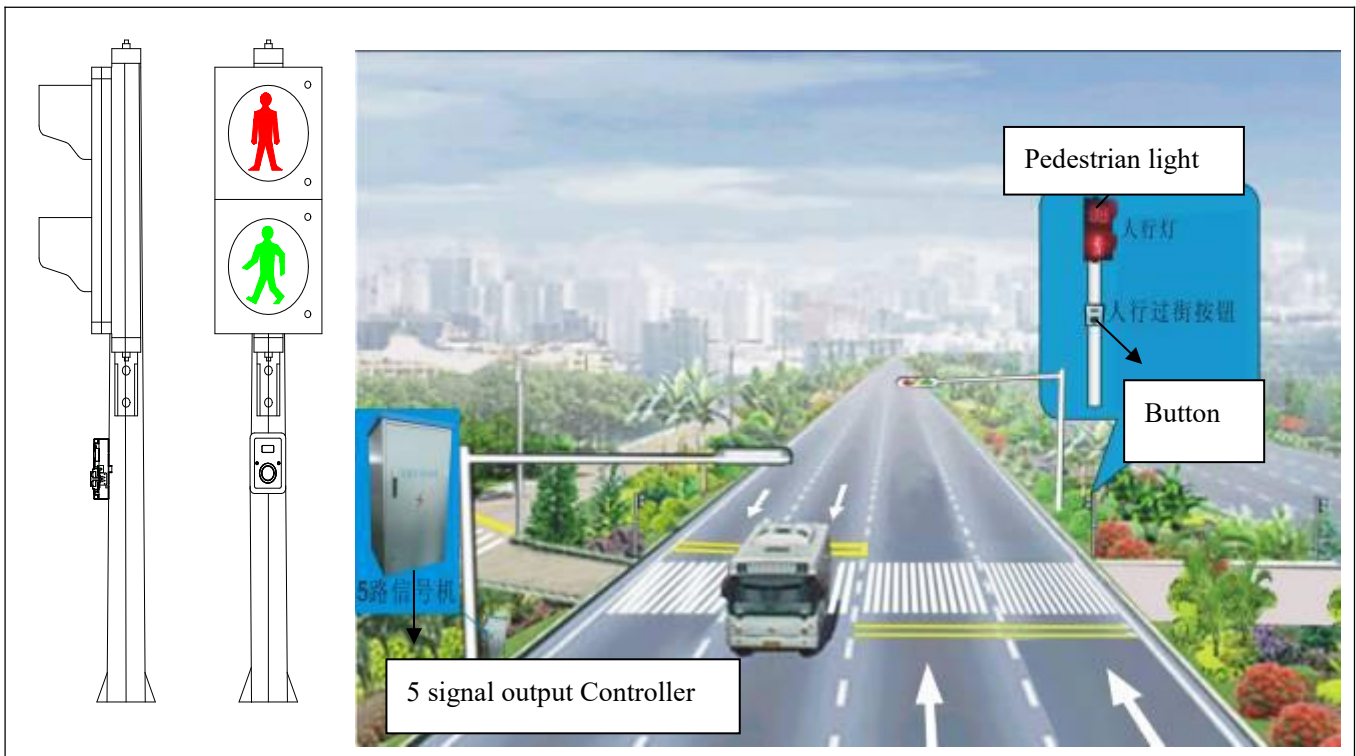
Technical parameter

Item	Technical parameter
Standard	GA47-2002
Indicator light working voltage	110V/220V AC or 12-24V DC
Control mode	Machine Switch
Working Temperature	-40℃~+80℃
Ambient Humidity	<95%
Insulation resistance	≥100MΩ
Size	120mm*170mm*55mm

Size : mm



Installation



Operation

The pedestrian push button system is an independent intersection control system. It is mainly suitable for the arterial streets, and streets with fewer pedestrian. This product is friendly designed, and has a broad market with huge social efficiency.

The whole system consists of one controller, two pedestrian buttons. The controller can examine the pedestrian button signal, the vehicle traffic signals and the pedestrian traffic signals. Users may operate and revise the parameter. Please refer to the instructions.

The pedestrian buttons are separately installed on the lamp posts. This button is made of stainless steel with two indicating lamps. The indicating lamp usually displays Red Man, when the pedestrian needs to pass the street; he or she presses the button. In this case, the indicating lamp will be Green Man, and the prompt system has accepted the application, which needs to wait for a certain time (This time interval can be reset, usually 15 seconds), when the pedestrian green light is ON, the pedestrian can pass the street safely. (The time interval for passing the street also can be set, usually 30 seconds). After the pedestrian pass the street, the pedestrian green light will be OFF, and the indicating lamp returns to Red, which waits for next pedestrian's application.

In addition, according to customers' needs, it can be equipped with 1 group of vehicle traffic lights, 2 groups of pedestrian lights.

Using Instructions:

First, the pedestrian pushes the button.

Second, after some seconds (this time interval can be reset, usually 15 seconds), the vehicle yellow light is ON, and the vehicles stop in front of the zebra line.

Third, the vehicle red light and the pedestrian green light are ON. The pedestrian can pass through the street safely.

Fourth, after the pedestrian passes the street, the button indicating lamp will return to Red, the vehicle green light and the pedestrian red light will be ON.

The above time parameters can be reset, while the system has default working menu.

Electric Wiring Diagram

