

JILONG
Since 1993

280T All-Rounder

30 Years of Craftsmanship in Manufacturing

NEW GENERATION

Middle Trunk Line Fusion Splicer



Automatic
welding heating




Functional
all-rounder



Tool-less electrodes
replacement



6800mAh High
capacity battery



Fiber core
visible



Touch display



Feature Description

- 4 Motor mainline fusion splicer
- Fiber core alignment, Fiber core visible
- Auto splice & auto heat function
- Fully ruggedized for shock, dust, and moisture
- 3-Year extended warranty
- 4.3-Inch capacitive touch screen
- Electrode life around 5000 times(Replaceable)
- Tool-less electrodes replacement
- 6800mAh High capacity battery with 300 splices&shrinks per charge



Main Features



Durable ceramic fiber pressure heads



Non-reflective design for faster response and easy maintenance



Special designed V-groove



Fast-splicing 8s
Fast-heating 18s



The electrodes can be replaced by screwing it gently without tools




Special 3-in-1 fiber holder

3-IN-1 Fiber Holder

Fiber holder suitable for Bare Fiber/ 3.0mm, Jump Fiber/ Pigtail and Fiber/Rubber-insulated fiber cable



Real core alignment



Fast-splicing 8s



Fast-heating 18s

6800mAh

High capacity Li-battery



6800mAh capacity battery



300 splices & shrinks per charge

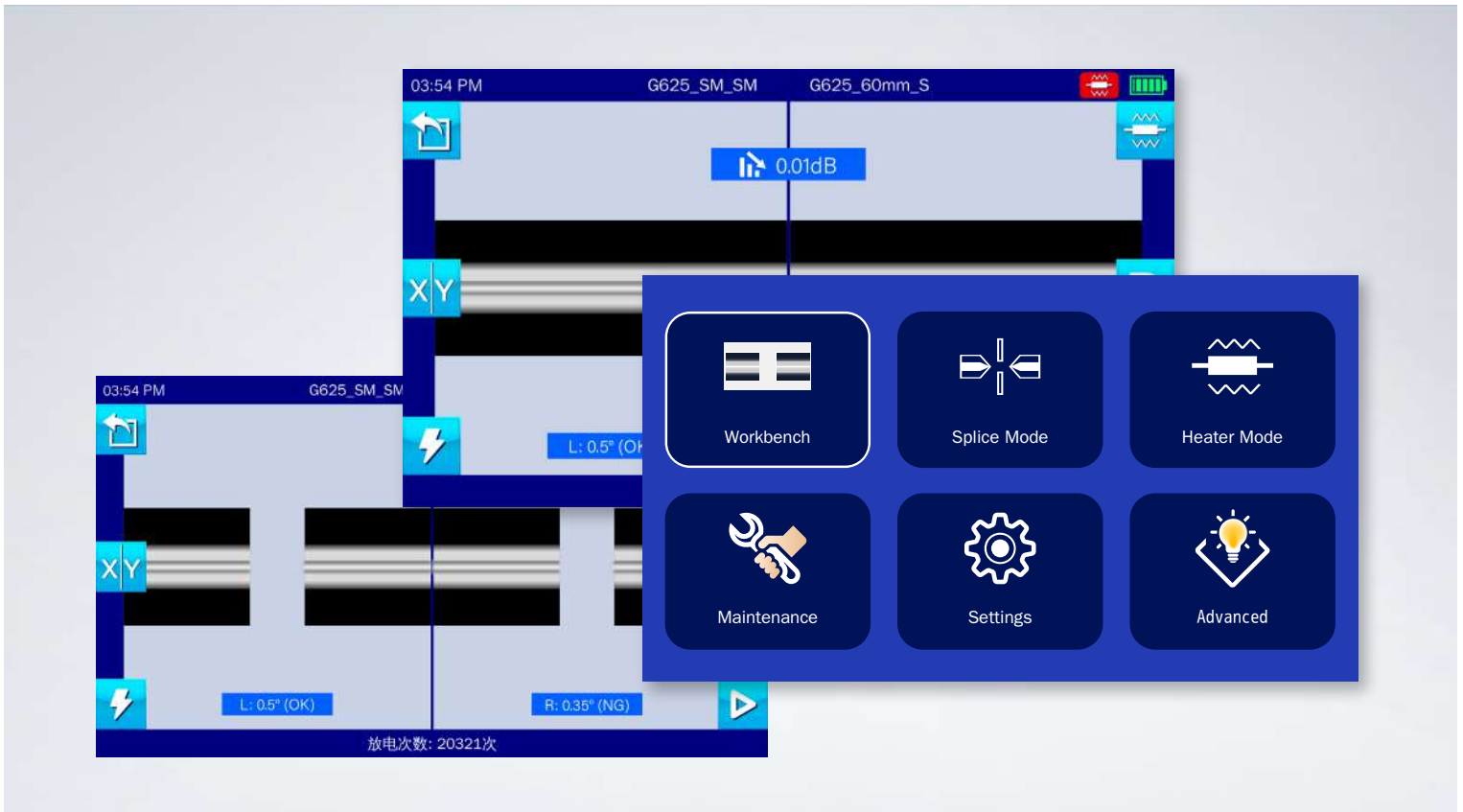
4.3-Inch capacitive touch screen

Newly upgraded touch screen, easy to operate, and more user-friendly UI interface.



New UI interface design

Upgraded interface and more user-friendly interaction



High Expansibility fiber optic cleaver operating platform design

Support the placement of cleaver operating platform, do cleaving and splicing work in one step
(The console needs to be bought separately)

Invention patent application number 202210544729.X

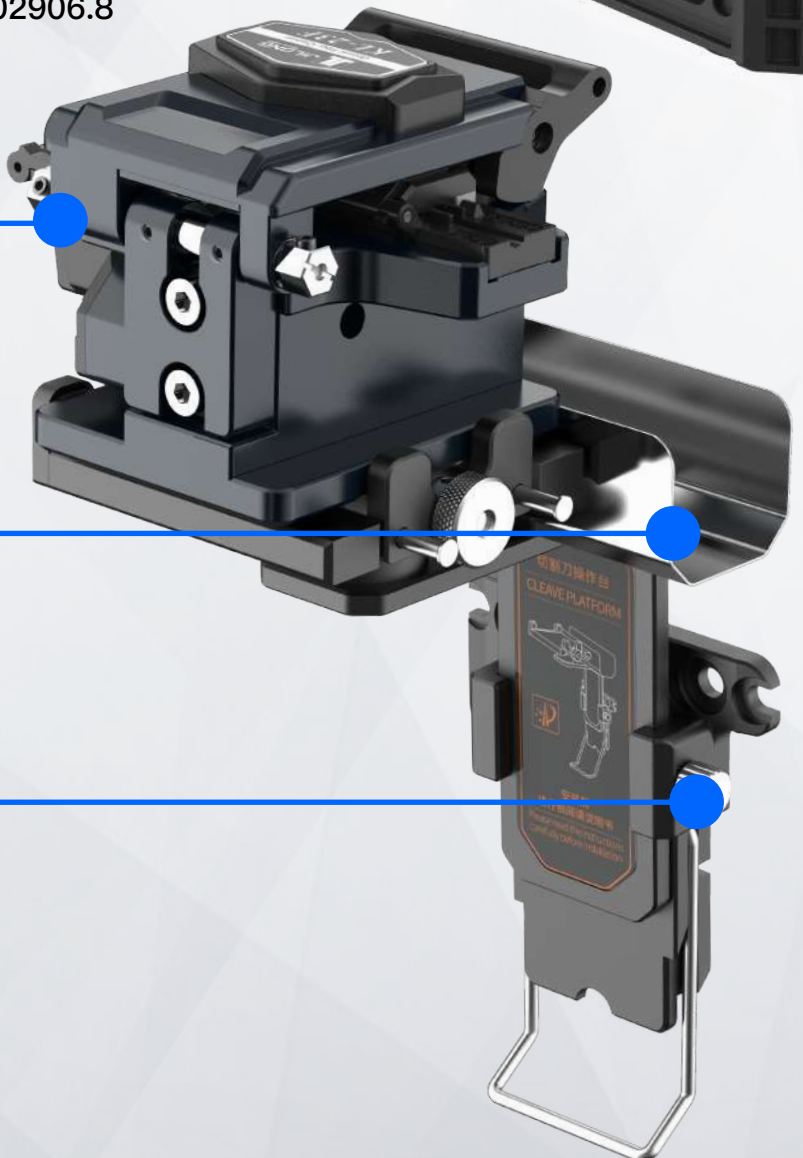
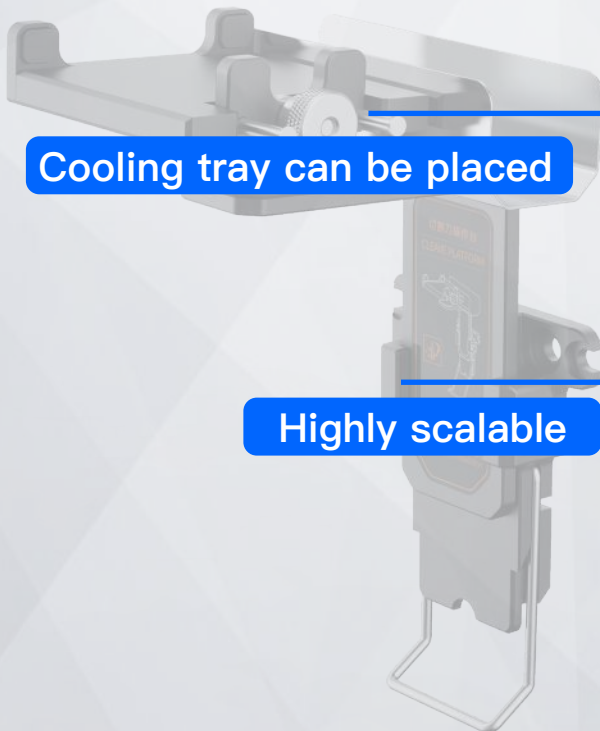
Utility model patent number ZL202221202906.8



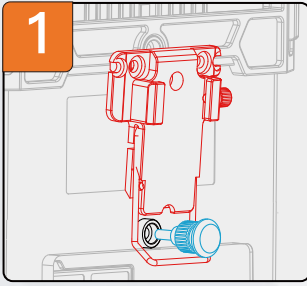
Suitable for different models fiber optic cleavers

Cooling tray can be placed

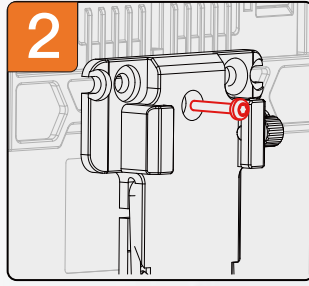
Highly scalable



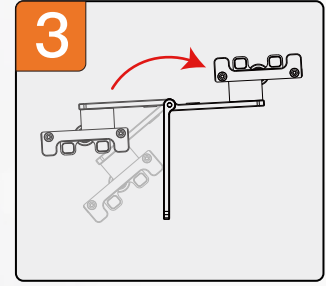
Installation instructions of fiber optic operating platform



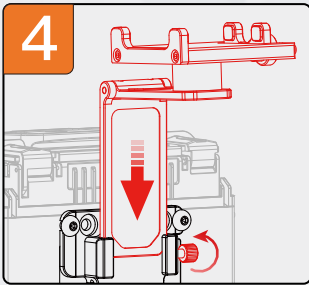
1
First fix the clip on the back of the fusion splicer, and then clip the base vertically downward into the clip.



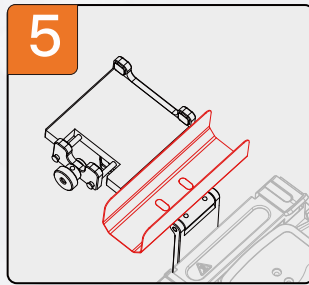
2
Finally, insert the screw into the middle hole on the upper part of the base and tighten it. The base installation is completed.



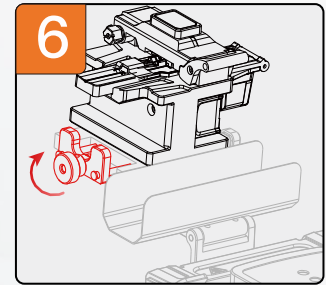
3
Rotate the support plate to the horizontal position.



4
Insert the support plate into the fixing plate and tighten the fixing screws.



5
Place the cooling tray in the corresponding position of the support plate, and the installation is completed.



6
After placing the fiber cleaver on the operating platform, adjust the depth of the screw so that the rubber pad fits the cleaver completely.

**Installation
completion effect**



(The console needs to be bought separately)



Specification

Splice Method	Core Alignment
Applicable Fibers	SM(ITU-T G.652&G.657) / MM(ITU-T G.651) / DS(ITU-T G.653) / NZDS(ITU-T G.655)
Compatible Fiber/ Cable	0.25~3.0 mm / Rubber-insulated fiber cable
Fiber Holder	Replaceable universal fiber holder
Fiber Diameter	Cladding:80~150µm, Coating: 100~1000µm
Fiber Cleave Length	8~16 mm
Splice Mode	Max 128 modes
Typical Splice Loss	SM: 0.02dB / MM: 0.01dB / DS: 0.04dB / NZDS: 0.04dB / G.657: 0.02dB ★①
Return Loss	>>60dB
Splicing Time	SM Quick mode: 8 sec/ SM Average: 15 sec
Estimated Splice Loss	Available
Heating Time	Quick mode 18 sec.(SM G652 250µm 40mm Sleeve) adjustable★②
Protection Sleeve Length	20mm,30mm,40mm,50mm,60mm
Heat Programs	Max 32 modes
Battery Capacity	6800mAh Battery Capacity, Typical 300 Cycles (Splice&Heat) per Charge ★③
Electrode Life	5000 arcs, can be extended by using an electrode grinder★④
Auto-start	Splice / Heating
Automatic Fiber Identification	/
Automatic ARC Identification	Automatic arc calibration by air pressure and temperature
Results Storage	The last 10,000 splice records and 2,000 result images
Tension Test	1.96~2.25N
Operating Condition	Altitude: 0~5000m, 0~95% relative humidity, -20~50°C, Max Wind 15m/s
Storage Condition	0~95% relative humidity, -20~60°C
Display	4.3-Inch capacitive touch screen
Fiber Magnification	X, Y, XY, X/Y : 320X Magnification
Power Supply	AC Input 100~240V, DC Input 9~14V
Terminal	USB2.0
Weight	1.6kg without battery / 1.9kg with battery
Size	143H x 136W x 155D mm (including rubber bumper)

★① With identical fibres(in room temperature). Measured by cut-back method relevant to ITU-T and IEC standards.

★② 0.25mm fiber, may vary depending on the battery status and operating environment.

★③ Splice & Heat cycles based on 40mm shrink tube

★④ Electrode life may vary depending on the operating environment.

Product Display



Packing List

- ① High Precision Fiber Cleaver KL-23F
- ② Work Table Carry Case
- ③ Fiber Cleaning Wipes (FOCW)
- ④ Splicing protector sleeves FPS-40
- ⑤ Alcohol bottle
- ⑥ Fiber Stripper
- ⑦ Flat Cable Stripper FTS-01
- ⑧ Fusion splicer
- ⑨ Power charger
- ⑩ Cooling Tray
- ⑪ Battery Pack 6800mAh BTR-68S

