

1 Operation Instruction

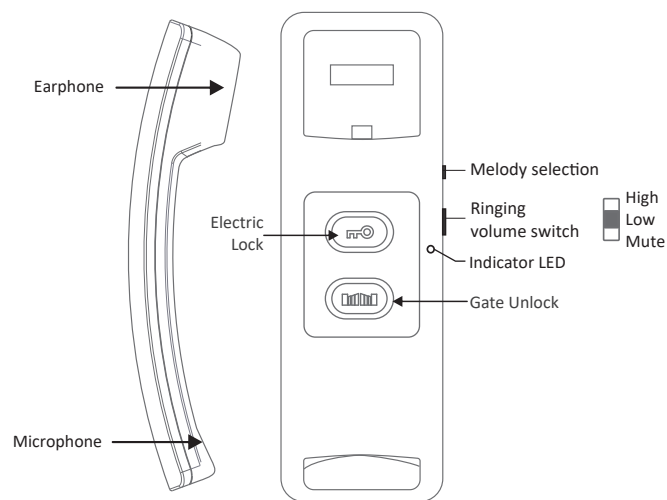
Operation

- When the visitor presses the call button on the outdoor unit, the indoor unit will ring. Pick up the handset to talk with the visitor. To end the conversation, replace the handset.

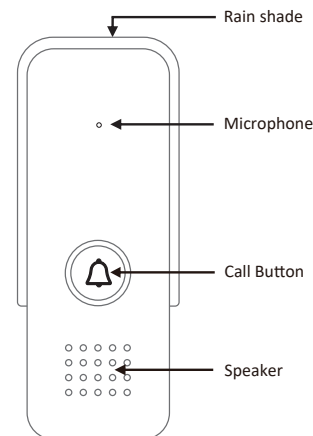
Functions

- Melody Selection:** In standby mode, press the Melody Selection button, it will sound the ringtone. Now you can press the button again to select the ringtone you want..
- Melody Volume Adjustment:** Slide the button to the top position to select the High volume, slide the button to the middle position to select the Low volume, and the bottom position the mute.
- Unlocking:** The locks can be released in the status including: standby, picking up the handset, calling and talking.
- Calling and Talking:** When the visitor presses the call button on the outdoor unit, the indoor unit will ring. Pick up the handset to talk with the visitor. The talk time is 2 minutes. However, if not answered within 20s, the call will automatically stop.

Indoor unit



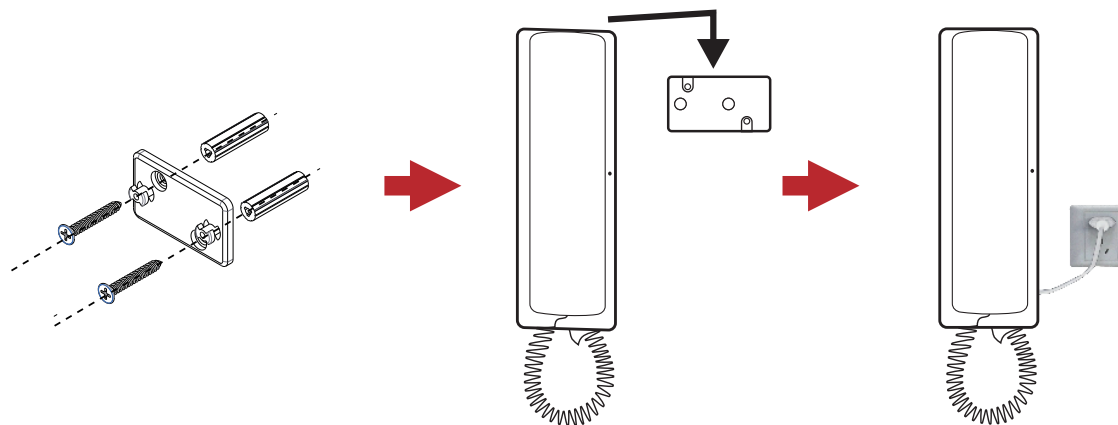
Outdoor unit



2 Installation Instruction

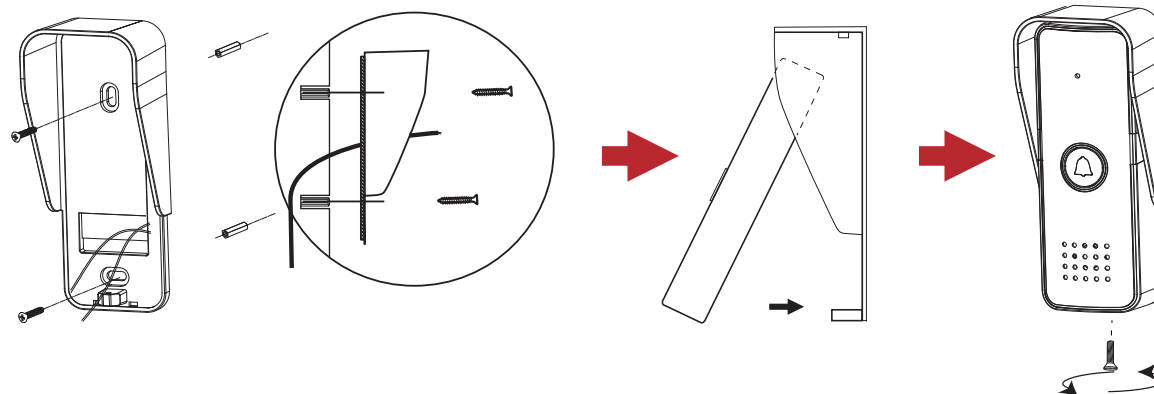
★ Outdoor unit installation

1. Fasten the rain shade on the wall with screws. (1.4-1.6m high from the ground, screw size: 4*30BA)
2. Connect the wires according to the wiring diagram.
3. Fix into the rain shade and fasten the bottom with screws.

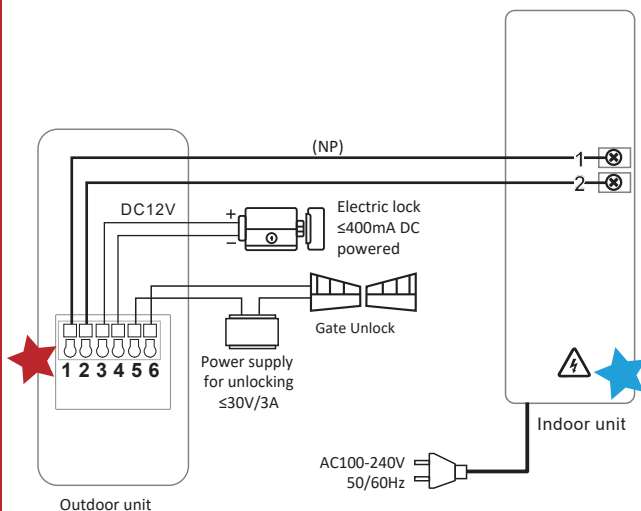


★ Indoor unit installation

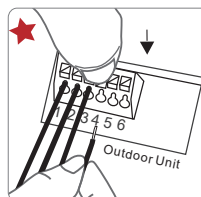
1. Fix the Back plate on the wall with screws. (1.4-1.6m high from the ground)
2. Connect the wires according to the wiring diagram.
3. Hang the unit onto the back plate.
4. Connect to the power supply.



3 Wiring Diagram



How to attach wires to the terminal block



Press down on the button, and insert the wire in the corresponding hole. Release the button to clamp the wire in place. Gently pull the wire to see if they are clamped tightly.

- The connecting wire between the indoor and outdoor units:
 - Distance 0 - 50m: RVV2×0.5 mm²
 - Distance 50 - 100m: RVV2×1.0 mm²
- Terminals 3/4 on the Outdoor Unit are used to connect the electric lock and terminals 5/6 are used to connect the gate lock. When connecting, use the RVV2×1.0 mm² cable and the cable length should be ≤10m.
- “NP” means non-polarised.

★ Safety Instructions



- Keep the indoor unit away from high temperature or high humidity environment.
- Do not throw or hit the unit.
- To prevent damage, the units should be fastened on the wall according to instruction.
- Power plug as disconnecting device should be kept convenient to operate.

Specifications

Power Supply	Input: AC100-240V 50/60Hz
Standby Power Consumption	<0.5W
Ringtone Power Consumption	<4.5W
Talking Distance	0~50m(0.5mm ²) 50~100m(1.0mm ²)
Unlocking Distance	0~10m(1.0mm ²)
Unlocking Current	≤400mA
Relative Humidity	10~90%(RH)

Indoor Unit

Operating Temperature	-10~50℃
Ringtone Volume	70~80dB (≤30cm)
Talking Volume	65~70dB (0cm)

Outdoor Unit

Operating Temperature	-20~50℃
Ring-Back Tone Volume	50~60dB (≤30cm)
Talking Volume	70~80dB (≤30cm)
IP Rating	IP55

NOTICE:

This manual is for the purpose of product use and operation. Design and specifications are subject to change without notice.

Legal Information

About this Document

- This Document includes instructions for using and managing the Product. Pictures, charts, images and all other information hereinafter are for description and explanation only.
- The information contained in the Document is subject to change, without notice, due to firmware updates or other reasons. Please find the latest version of the Document at the Hikvision website (<https://www.hikvision.com>). Unless otherwise agreed, Hangzhou Hikvision Digital Technology Co., Ltd. or its affiliates (hereinafter referred to as "Hikvision") makes no warranties, express or implied.
- Please use the Document with the guidance and assistance of professionals trained in supporting the Product.

About this Product

This product can only enjoy the after-sales service support in the country or region where the purchase is made.

Acknowledgment of Intellectual Property Rights

- Hikvision owns the copyrights and/or patents related to the technology embodied in the Products described in this Document, which may include licenses obtained from third parties.
- Any part of the Document, including text, pictures, graphics, etc., belongs to Hikvision. No part of this Document may be excerpted, copied, translated, or modified in whole or in part by any means without written permission.
- HIKVISION** and other Hikvision's trademarks and logos are the properties of Hikvision in various jurisdictions.
- Other trademarks and logos mentioned are the properties of their respective owners.

LEGAL DISCLAIMER

- TO THE MAXIMUM EXTENT PERMITTED BY APPLICABLE LAW, THIS DOCUMENT AND THE PRODUCT DESCRIBED, WITH ITS HARDWARE, SOFTWARE AND FIRMWARE, ARE PROVIDED "AS IS" AND "WITH ALL FAULTS AND ERRORS". HIKVISION MAKES NO WARRANTIES, EXPRESS OR IMPLIED, INCLUDING WITHOUT LIMITATION, MERCHANTABILITY, SATISFACTORY QUALITY, OR FITNESS FOR A PARTICULAR PURPOSE. THE USE OF THE PRODUCT BY YOU IS AT YOUR OWN RISK. IN NO EVENT WILL HIKVISION BE LIABLE TO YOU FOR ANY SPECIAL, CONSEQUENTIAL, INCIDENTAL, OR INDIRECT DAMAGES, INCLUDING, AMONG OTHERS, DAMAGES FOR LOSS OF BUSINESS PROFITS, BUSINESS INTERRUPTION, OR LOSS OF DATA, CORRUPTION OF SYSTEMS, OR LOSS OF DOCUMENTATION, WHETHER BASED ON BREACH OF CONTRACT, TORT (INCLUDING NEGLIGENCE), PRODUCT LIABILITY, OR OTHERWISE, IN CONNECTION WITH THE USE OF THE PRODUCT, EVEN IF HIKVISION HAS BEEN ADVISED OF THE POSSIBILITY OF SUCH DAMAGES OR LOSS.
- YOU ACKNOWLEDGE THAT THE NATURE OF THE INTERNET PROVIDES FOR INHERENT SECURITY RISKS, AND HIKVISION SHALL NOT TAKE ANY RESPONSIBILITIES FOR ABNORMAL OPERATION, PRIVACY LEAKAGE OR OTHER DAMAGES RESULTING FROM CYBER-ATTACK, HACKER ATTACK, VIRUS INFECTION, OR OTHER INTERNET SECURITY RISKS; HOWEVER, HIKVISION WILL PROVIDE TIMELY TECHNICAL SUPPORT IF REQUIRED.
- YOU AGREE TO USE THIS PRODUCT IN COMPLIANCE WITH ALL APPLICABLE LAWS, AND YOU ARE SOLELY RESPONSIBLE FOR ENSURING THAT YOUR USE CONFORMS TO THE APPLICABLE LAW. ESPECIALLY, YOU ARE RESPONSIBLE, FOR USING THIS PRODUCT IN A MANNER THAT DOES NOT INFRINGE ON THE RIGHTS OF THIRD PARTIES, INCLUDING WITHOUT LIMITATION, RIGHTS OF PUBLICITY, INTELLECTUAL PROPERTY RIGHTS, OR DATA PROTECTION AND OTHER PRIVACY RIGHTS. YOU SHALL NOT USE THIS PRODUCT FOR ANY PROHIBITED END-USES, INCLUDING THE DEVELOPMENT OR PRODUCTION OF WEAPONS OF MASS DESTRUCTION, THE DEVELOPMENT OR PRODUCTION OF CHEMICAL OR BIOLOGICAL WEAPONS, ANY ACTIVITIES IN THE CONTEXT RELATED TO ANY NUCLEAR EXPLOSIVE OR UNSAFE NUCLEAR FUEL-CYCLE, OR IN SUPPORT OF HUMAN RIGHTS ABUSES.
- IN THE EVENT OF ANY CONFLICTS BETWEEN THIS DOCUMENT AND THE APPLICABLE LAW, THE LATTER PREVAILS.